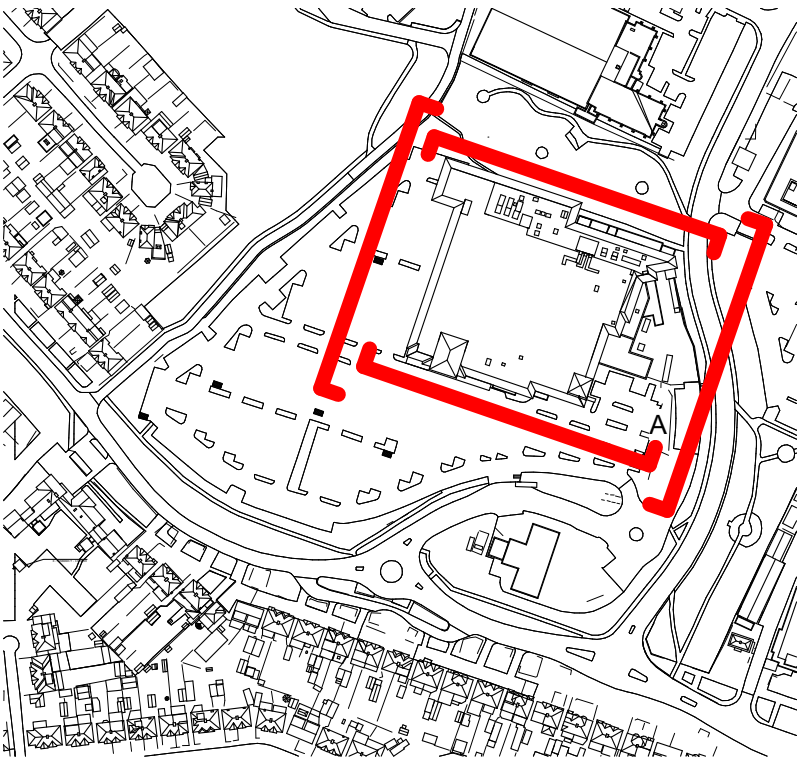


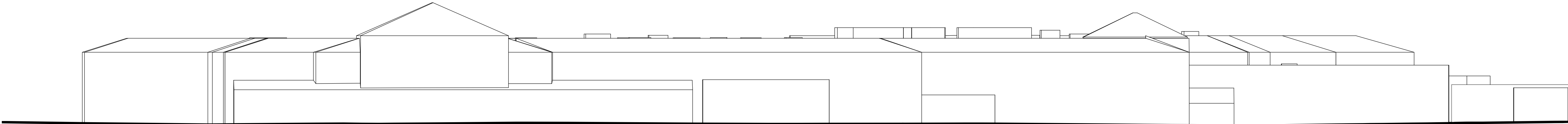
Notes

Do not scale from this drawing.
All contractors must visit the site and be responsible for taking and checking dimensions.
All construction information should be taken from figured dimensions only.
Any discrepancies between drawings, specifications and site conditions must be brought to the attention of the supervising officer.
This drawing & the works depicted are the copyright of JTP.

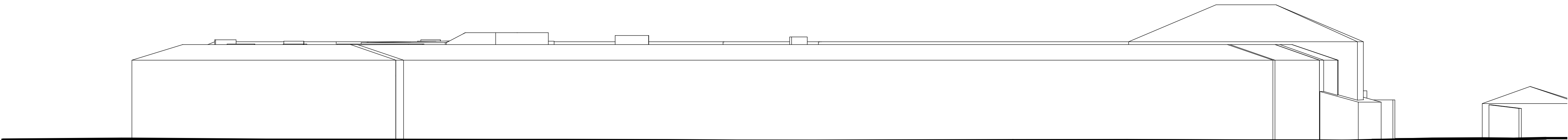
This drawing is prepared for the specific project stage in the Drawing Status section below and it is not intended to be used for any other purpose. Whilst all reasonable efforts are used to ensure drawings are accurate, JTP accept no liability for any reliance placed on, or use made of, this plan by anyone for purposes other than those stated in the Drawing Status below.



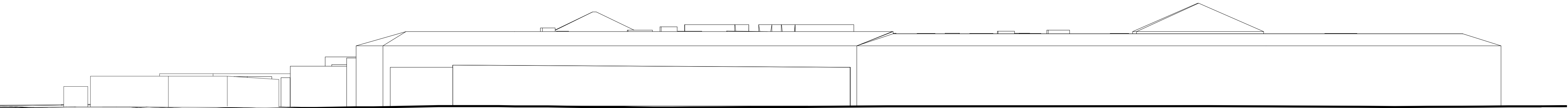
Key Plan



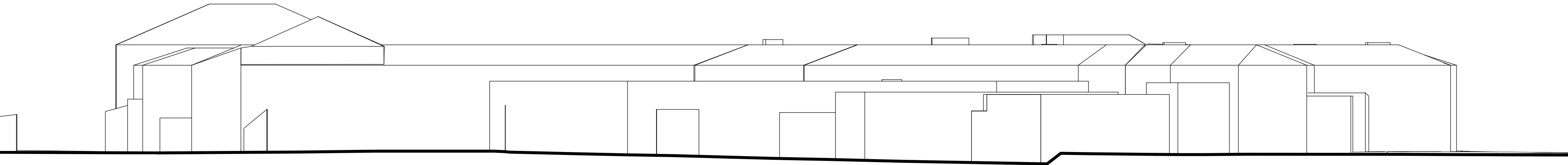
Tesco North Elevation
1:200



Tesco East Elevation
1:200



Tesco South Elevation
1:200



Tesco West Elevation
1:200

P1 31/07/20 Planning EA IF/RT

Rev	Date	Description	Drawn	Chkd
-----	------	-------------	-------	------

Drawing Status

Outline Planning Application

Client

St Edward



Project

Tesco Osterley

Drawing Title

Existing Building Elevations

Scale @A1 1 : 200	Job Ref. 01754
Drawing No. 01754-EX-E-01	Revision. P1
Scale Bar	0 2 4 6 8 10 m